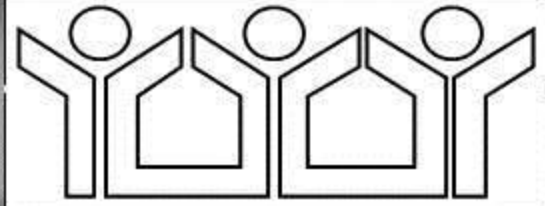


BEDFORD CENTRAL SCHOOL DISTRICT

*Every Single Student, Every Single Day*



# Painting the Financial Landscape

For 2013 and Beyond

Revised 1-23-13



## Non-Tax Revenue

- Relatively flat: some minor increases, some minor decreases
- No new major revenue streams available

**Early Est. Non-Tax Revenue \$9,100,000**

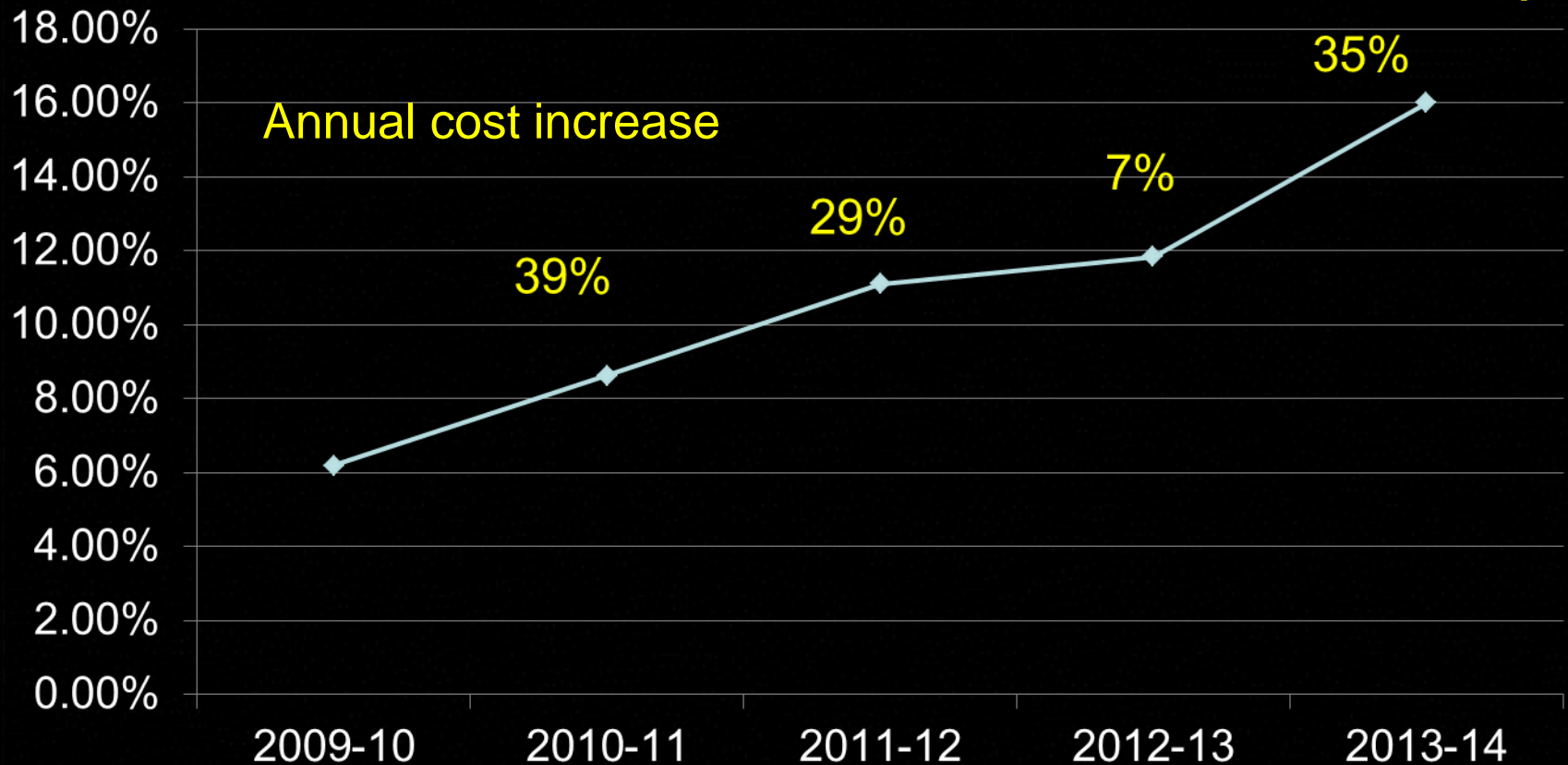


## What budget cost changes can we expect?

• Salaries	\$2,000,000
• Pension	\$2,870,000
• Health Benefits	\$400,000
• Loss/“Grant Funds”	\$100,000
• Transportation	\$500,000
• Service/Other Costs	\$250,000
• Capital Projects	(\$1,000,000)
<b>Early Est. Increase</b>	<b>\$5,120,000</b>



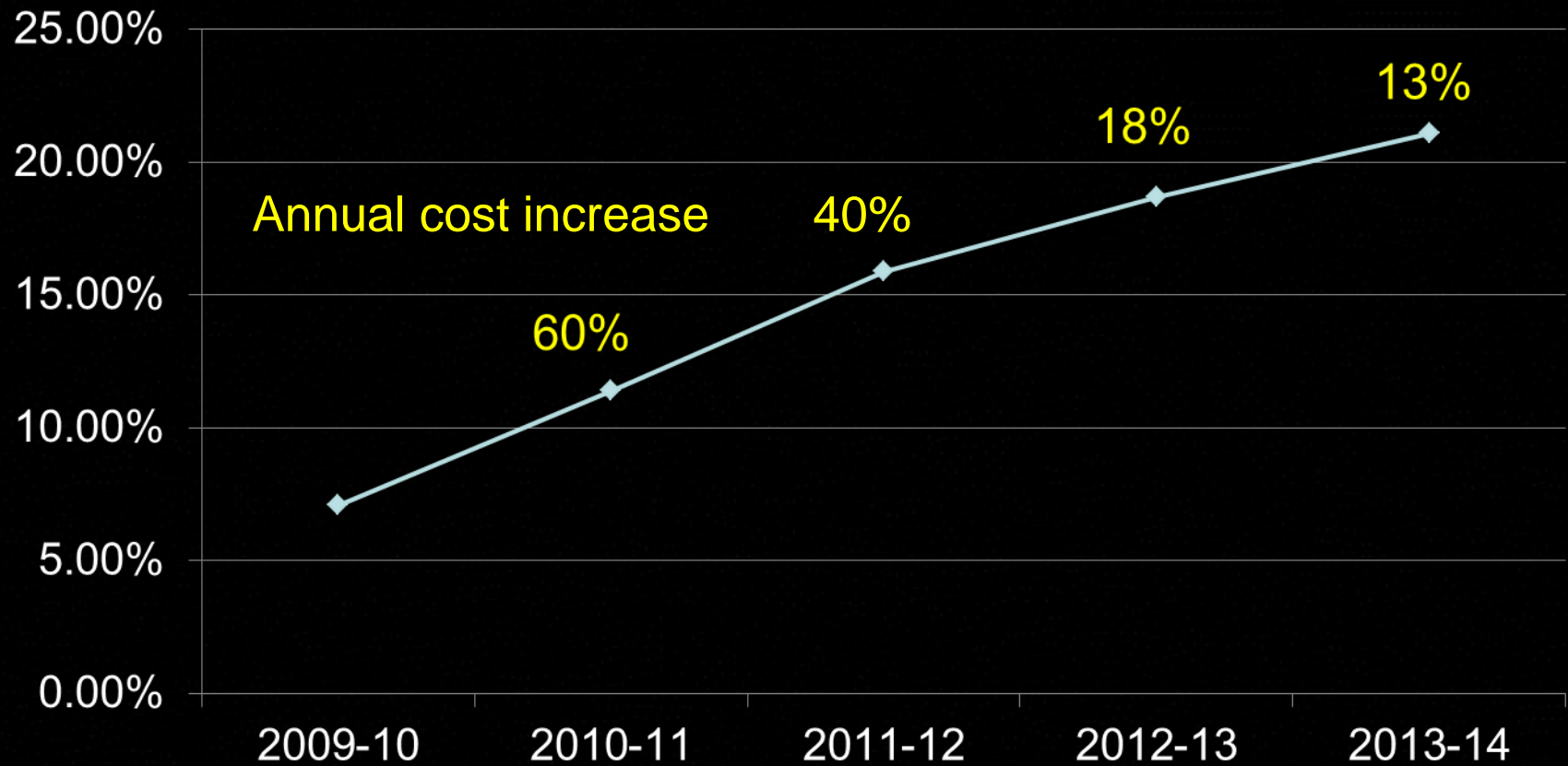
## TRS Pension Rate as % of Payroll



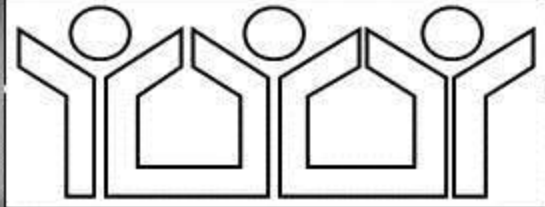


## ERS Pension Rate as % of Payroll

?







## Estimated Budget Increase

• Current Budget	\$122,698,040
• Early Est. Net Increase	<u>\$5,120,000</u>
Est. Total 2012-13 Budget	\$127,818,040
Est. % Increase	4.17%



## Fund Balance at 6-30-12

Reserved	\$5,199,433*
Unassigned	\$4,848,987**
Assigned	<u>\$6,767,360***</u>
Total at June 30, 2012	\$16,815,780

\* Funds for limited specific purposes

\*\* Use wisely over a number of years

\*\*\* Assigned to be used up in 2012-2013



- **Estimated Budget** **\$127,818,040**
- **Estimated Funding Sources:**
  - Est. Tax Levy Capped at 3.25% **\$111,476,225**
  - Est. Non-Tax Rev. **\$9,100,000**
  - Applied surplus/reserves? **\$2,000,000**
- **Total Est. Funding Sources** **\$122,576,225**
- **Estimated Funding Gap** **\$5,241,815**